


# *imp*® **Humbles LapWrap® Extensions** **Instructions For Use**



EXTREMELY  
OBESE  
PATIENT



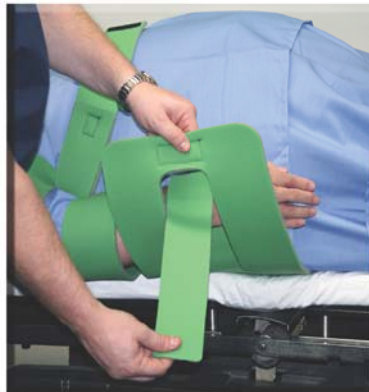
1. After properly positioning patient on Lapwrap®, attach the extensions to the center tab.



2. Pull extension/tab  
between the patient's  
arm and torso.



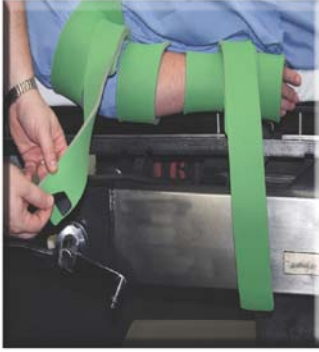
3. Pull extension/tab through the cut out of the  
LapWrap® wing.



4. If necessary, remove excess  
extension with standard scissors.



# imp® Humbles LapWrap® Extensions Instructions For Use



## OPTIONAL ADDITIONAL SECURITY

5. Remove hook from extension, and place hook on the opposite side of extension.




6. Position extension/tab between side rail and OR table.



7. Lock extension back down on green loop. Patient is now secured to the OR table.

### Set Up Test Procedure



1. Check that Black Hook is securely attached to Green Loop material at all locations.

Always use appropriate positioning safety precautions



*Latex Free*

Our product features genuine VELCRO® brand fasteners

LapWrap® is a registered trademark of Innovative Medical Products, Inc.

LapWrap® - U.S. PATENT No. 8,001,635

VELCRO® is a registered trademark of Velcro Industries B.V.

© August 2014 Innovative Medical Products, Inc.

ALL RIGHTS RESERVED

**imp® Innovative**

Medical Products, Inc.

87 Spring Lane, PO Box 8028

Plainville, CT 06062

PH: (866) 793-0391 FAX: (866) 459-1805

Toll Free PH: 1-800-467-4944

[www.impmedical.com](http://www.impmedical.com)